



# St. Joseph's School

*Alens animos et mentes*  
Nurturing spirits and minds

Box 454 Smithers, B.C. V0J 2N0  
Phone (250) 847-9414 Fax (250) 847-9402 E-mail stj@telus.net

April 15, 2020

Bonjour!

I hope you are doing well during these challenging times. Part of the home learning plan for French over the next few weeks is a package of activities included in your French duotang.

Each activity is associated with a page number on the bottom of each page. The hope is that you will be able to complete two activities each week until the next package goes home on May 15<sup>th</sup>. Due to the difficult circumstances we are currently facing please complete only as many activities as you are comfortably able to.

On the opposite page is an outline with instructions for each activity. For more information and for updates and videos, please visit the French page on the St. Joseph's School website.

Please take good care of yourself while the school is closed and I look forward to seeing you again!

Sincerely,

A handwritten signature in blue ink that reads "Thomas Watkins". The signature is written in a cursive style.

Mr. Watkins

# Kindergarten

## Instructions for the activities in your French package

Activity	Page	Instructions
A1	1	Identify the different colours and numbers listed at the top of the page and colour in the bunny.
A2	2	Identify the different colours and letters listed at the top of the page and colour in the chick.
A3	3	Trace the letters and words for each letter. You may also colour the pictures if you like. Try reading the words out loud in French.
A4	4	Beside each capital letter, write the corresponding lower case letter in the box. You may refer back to Activity 3. Use the legend to colour in the picture below.
A5	5	Trace the letters and words for each letter. You may also colour the pictures if you like. Try reading the words out loud in French.
A6	6	Beside each capital letter, write the corresponding lower case letter in the box. You may refer back to Activity 5. Use the legend to colour in the picture below.
A7	7	Identify the different colours written at the bottom of the page. Read the words in the picture above to colour in the bunny.
A8	8	Identify the different colours written at the bottom of the page. Read the words in the picture above to colour in the butterfly.
A9	9	Trace the phrase at the bottom of the page and re-write it in the space below. Colour in the picture above when you are done. The phrase says "I love my mom".
A10	10	Find and circle the words hidden in the word search using the list at the bottom.
A11	11	(Optional activity) Cut out the letters and paste them in the blank boxes to spell the words beside the pictures in French. Colour the pictures if you like.

Nom: \_\_\_\_\_

# Coloriage par Numéro


1 - Brun

4 - Bleu

2 - Rose

5 - Vert

3 - Orange



Nom: \_\_\_\_\_

# Coloriage par lettre

A - Brun

E - Jaune


B - Orange

F - Violet

C - Rose

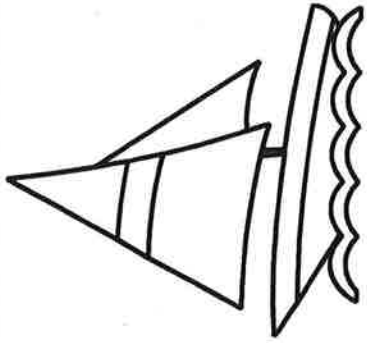
G - Vert

D - Bleu



B b


B comme  
bateau



© 2008 H. W. H. & C. Co.

E e

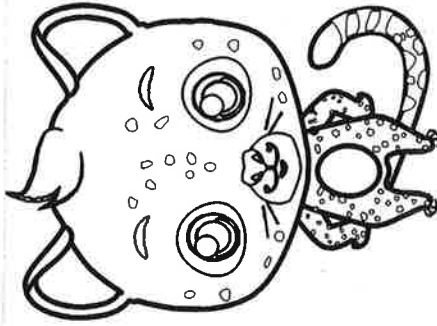
E comme  
éléphant



© 2008 H. W. H. & C. Co.

J j


J comme  
jaguar



© 2008 H. W. H. & C. Co.

N n


N comme  
nuage



© 2008 H. W. H. & C. Co.

M m

M comme  
mouton



© 2008 H. W. H. & C. Co.

P p

P comme  
papillon



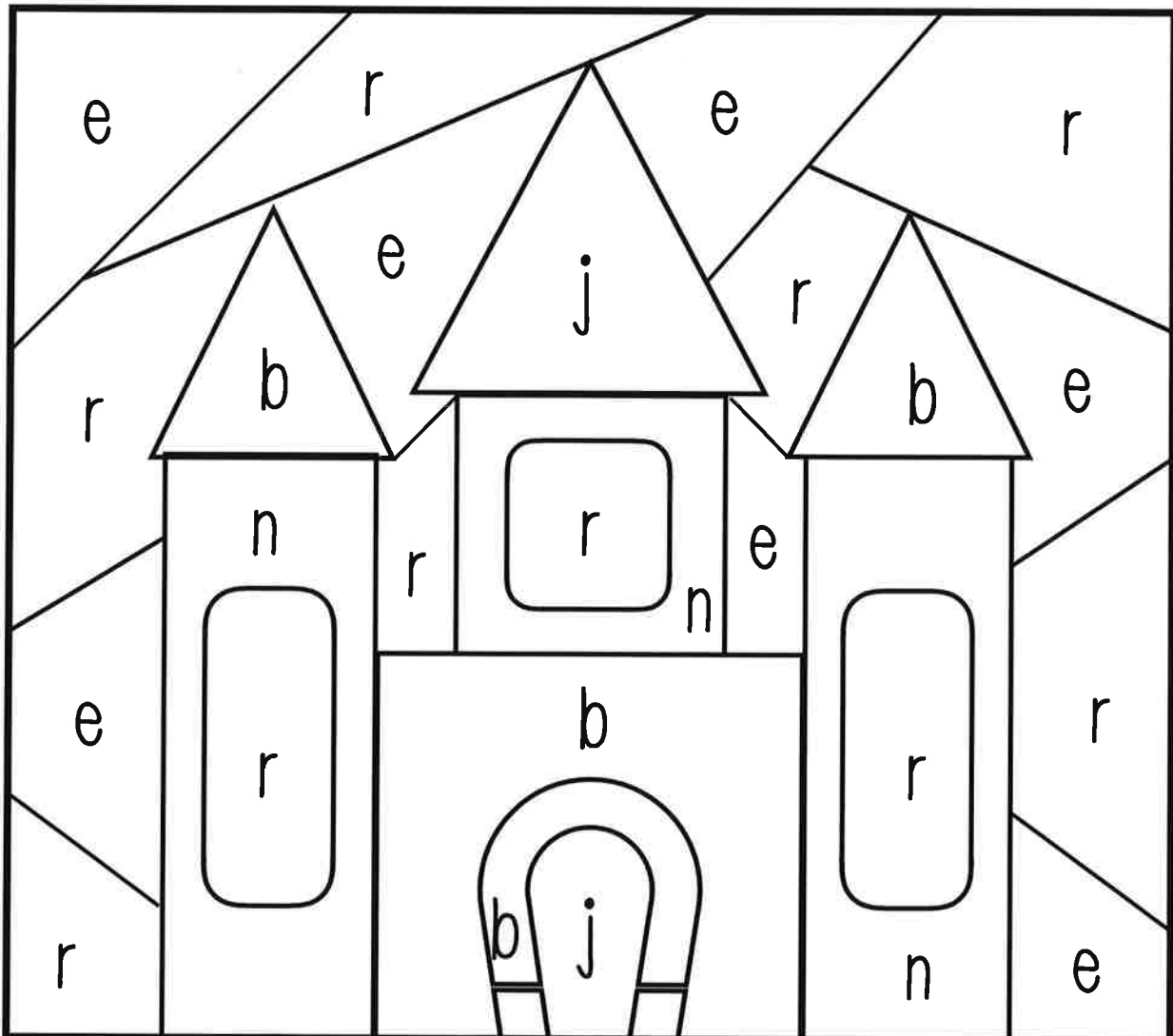
A3

© 2008 H. W. H. & C. Co.


# Le château de lettres

Écris la lettre minuscule dans la case. Colorie les espaces selon les couleurs indiquées ci-dessous.

R	<input type="checkbox"/>	= bleu	J	<input type="checkbox"/>	= violet
N	<input type="checkbox"/>	= gris	M	<input type="checkbox"/>	= jaune
B	<input type="checkbox"/>	= rose	E	<input type="checkbox"/>	= vert




C C



C comme  
coccinelle

© 2010 H. BOUTIER

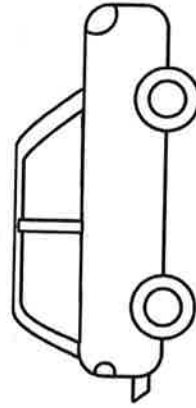
T t



T comme  
tigre

© 2010 H. BOUTIER


V v



V comme  
voiture

© 2010 H. BOUTIER


K k



K comme  
kangourou

© 2010 H. BOUTIER

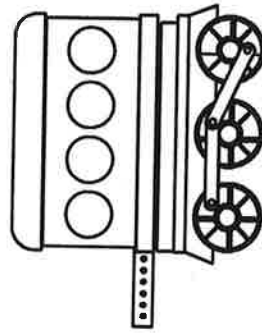
U u



U comme  
unau

© 2010 H. BOUTIER

W w




W comme  
wagon

© 2010 H. BOUTIER

# La nuit étoilée

Écris la lettre minuscule dans la case. Colorie les espaces selon les couleurs indiquées ci-dessous.


K	<input type="checkbox"/>	= noir	W	<input type="checkbox"/>	= rose
V	<input type="checkbox"/>	= bleu	T	<input type="checkbox"/>	= violet
C	<input type="checkbox"/>	= jaune	U	<input type="checkbox"/>	= orange





Nom : \_\_\_\_\_

## Colorie par mot




### Légende

- jaune       vert       bleu  
 violet       rose

Nom : \_\_\_\_\_

# Colorie par mot



## Légende

○ orange

○ jaune

○ vert

○ bleu

○ violet

○ rose

Colorie le dessin et trace la phrase.



J'aime ma maman.

# Mots cachés

B G N P S E G J B C I M A Z F S G  
 K E Z K O F G E N T D Y H L L U R  
 C Y L F M J E É N M L T K F E Y A  
 S A F L O I E X N T Q V O A U H N  
 T B R K E N O Q E É I X A O R E D  
 O R E T C T O I I Y R L L U Q J -  
 E K A L E E G C Z U U E L F D I M  
 C C T V V L E M A M A N U E X W È  
 V I E Y A L J I J M È R E S J T R  
 E P O N N I V X O E C Z M U E A E  
 E N I O A G L W D N C O Y X I E O  
 J P Z O X E K L C F F F Q S T C U  
 D O U C E N E O A A I D F R N A J  
 A N L E A T M I T N E L E U C D Z  
 O V L I O E O O K T T A E G E E G  
 O U A Z E U Q E I D D E X E H A I  
 G R A N D - M A M A N V L I F U O

mère  
 enfant  
 généreuse  
 travaillante  
 carte

maman  
 jolie  
 douce  
 fleur  
 grand-maman

grand-mère  
 belle  
 cadeau  
 intelligente

# Découpe et colle

Découpe les lettres et compose les mots suivants.



--	--	--	--	--



--	--	--	--	--



--	--	--	--

e	e	e	è	l
f	c	m	r	r
r	o	u	u	