



St. Joseph's School

Alens animos et mentes
Nurturing spirits and minds

Box 454 Smithers, B.C. V0J 2N0
Phone (250) 847-9414 Fax (250) 847-9402 E-mail stj@telus.net

April 15, 2020

Bonjour!

I hope you are doing well during these challenging times. Part of the home learning plan for French over the next few weeks is a package of activities included in your French duotang. The theme of this package is Easter (Paques).

Each activity is labeled on the top right of the page with a number (A1-A12) and a page number on the bottom middle of each page. The hope is that you will be able to complete two activities each week until the next package goes home on May 15th. Due to the difficult circumstances we are currently facing, please complete only as many activities as you are comfortably able to.

On the opposite page is an outline with instructions for each activity. For more information and for updates and videos, please visit the French page on the St. Joseph's School website.

Please take good care of yourself while the school is closed and I look forward to seeing you again!

Sincerely,

A handwritten signature in cursive script that reads "Thomas Watkins".

Mr. Watkins


Grade 2 French

Instructions for the activities in your French package

Activity	Page	Instructions
A1	1	Read through each word on your list out loud and familiarize yourself with the Easter vocabulary. You may colour each picture.
A2	2	Match the letter of each word at the top of the page with the pictures underneath.
A3	3	Illustrate each written word in the space above it, you can copy from the master list (page 1).
A4	4	Have someone say a number and then one of the words and you must write the number in the box next to the corresponding word.
A5	5	Copy each word in the blank space beside it being careful to keep your letters neat and even.
A6	6	Find and circle each word hidden in the word search.
A7	7	Use the symbols associated with each letter to decode the words underneath.
A8	8	Unscramble each word and write it in the blank space beside it.
A9	9	Using the pictures, figure out what words to write horizontally and vertically in the crossword puzzle.
A10	10	Create an original illustration for each word from you vocabulary list.
A11	11	(Optional activity) Using any small playing piece you can find, place it at the start (<i>depart</i>) of the board game and roll a die to move your piece forward. In order to stay at that new spot, you must say the word you have landed on, otherwise move to back to your last spot. Whoever gets to the end (<i>fin</i>) of the board first is the winner.

Pâques

Coloriez les dessins.

 <p>1. un bonnet</p>	 <p>2. des chocolats</p>
 <p>3. des fleurs</p>	<p>Jaune</p> <p>4. jaune</p>
 <p>5. un lapin</p>	 <p>6. un oeuf</p>
 <p>7. un panier</p>	 <p>8. un poussin</p>
<p>rose</p> <p>9. rose</p>	<p>violet</p> <p>10. violet</p>

Pâques

Associez les mots suivants avec les dessins.

A des chocolats

F un panier

B violet

G un poussin

C un oeuf








H jaune

D un bonnet

I rose

E un lapin

J des fleurs

<p>1. </p>	<p>2. </p>
<p>3. </p>	<p>4. <u>jaune</u></p>
<p>5. <u>violet</u></p>	<p>6. </p>
<p>7. </p>	<p>8. </p>
<p>9. </p>	<p>10. <u>rose</u></p>











Pâques

Illustrez les mots.

1. <u>un poussin</u>	2. <u>un bonnet</u>
3. <u>violet</u>	4. <u>jaune</u>
5. <u>des fleurs</u>	6. <u>un panier</u>
7. <u>un lapin</u>	8. <u>des chocolats</u>
9. <u>un oeuf</u>	10. <u>rose</u>

Pâques

Écoutez et identifiez les mots.

<input type="checkbox"/>  _____	<input type="checkbox"/>  _____
<input type="checkbox"/>  _____	<input type="checkbox"/>  _____
<input type="checkbox"/>  _____	<input type="checkbox"/>  _____
<input type="checkbox"/>  _____	<input type="checkbox"/>  _____
<input type="checkbox"/>  _____	<input type="checkbox"/>  _____

Pâques

Copiez les mots du vocabulaire.




1. un lapin
2. un bonnet
3. un poussin
4. un panier
5. rose
6. jaune
7. des fleurs
8. un oeuf
9. des chocolats
10. violet




Pâques

Trouvez les mots cachés dans la grille et encerclez-les.

rose

G	B	O	N	N	E	T	S	W	O	U	Q
C	O	F	L	E	U	R	S	S	E	M	V
V	V	E	Y	S	B	R	F	U	X	Z	L
D	U	V	U	R	O	S	E	W	I	F	U
I	E	V	I	F	A	L	S	E	I	C	N
T	Z	P	V	O	J	R	Y	N	E	L	F
C	H	O	C	O	L	A	T	S	S	X	Z
Z	Y	U	W	U	A	E	U	W	N	V	W
T	B	S	S	X	P	E	T	N	O	S	Y
M	B	S	P	K	I	A	V	P	E	Z	Q
O	A	I	A	M	N	M	I	J	D	U	B
P	A	N	I	E	R	Y	Z	J	Y	Q	Y



violet


Jaune

1. chocolats

6. violet

2. fleurs

7. panier

3. jaune

8. lapin

4. bonnet



























9. poussin



























































5. rose

10. oeuf

Pâques

Associez les lettres et les dessins.
 Décodez et écrivez le mot du vocabulaire.

A 	H 	N 	U 
B 	I 	O 	V 
C 	J 	P 	W 
D 	K 	Q 	X 
E 	L 	R 	Y 
F 	M 	S 	Z 
G 		T 	

-       
-      
-     
-         
-     
-      
-    
-      
-    
-      

Pâques

Écrivez les noms de Pâques en mettant les lettres dans le bon ordre.

1. naerip _____

2. serufl _____

3. uofe _____

4. naipl _____

5. catlhcoso _____

6. oser _____

7. unaej _____


8. suniosp _____

9. tbenon _____






10. otivle _____

Pâques






Complétez.



Horizontalement

1.  _____
2.  _____
3.  _____
4.  _____
5.  _____

Verticalement


















1.  _____
2.  _____
3.  _____
4.  _____
5.  _____

Pâques

Illustrez chaque mot du vocabulaire de façon originale.

Pâques

Commencez au début. Prenez une carte. Avancez.
 Donnez le nom du mot illustré. Continuez jusqu'à la fin.

Départ			
	Jaune		
		rose	
rose			
		violet	
Fin			Jaune