



St. Joseph's School

Alens animos et mentes
Nurturing spirits and minds

Box 454 Smithers, B.C. V0J 2N0
Phone (250) 847-9414 Fax (250) 847-9402 E-mail stj@telus.net

April 15, 2020

Bonjour!

I hope you are doing well during these challenging times. Part of the home learning plan for French over the next few weeks is a package of activities included in your French duotang, the theme of this package is animals (les animaux).

Each activity is labeled on the top right of the page with a number (A1-A12) and a page number on the bottom middle of each page. The hope is that you will be able to complete two activities each week until the next package goes home on May 15th.

On the opposite page is an outline with instructions for each activity. Due to the difficult circumstances we are currently facing, please complete only as many activities as you are comfortably able to. For more information and for updates and videos, please visit the French page on the St. Joseph's School website.

I have also signed you up for an online interactive language program called Duolingo. The instructions to login to your Duolingo student account have been included at the end of the package in your duotang.

Please take good care of yourself while the school is closed and I look forward to seeing you again!

Sincerely,

A handwritten signature in black ink that reads "Thomas Watkins". The signature is written in a cursive style.

Mr. Watkins



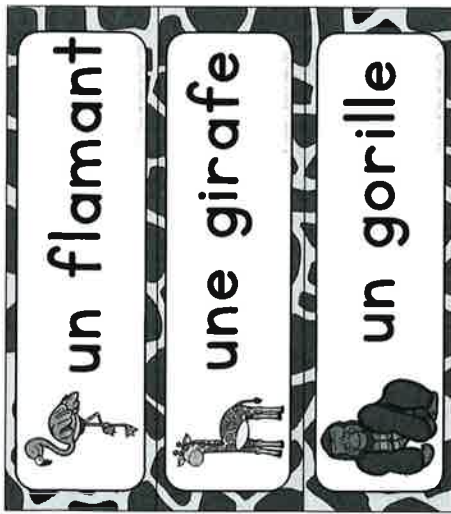



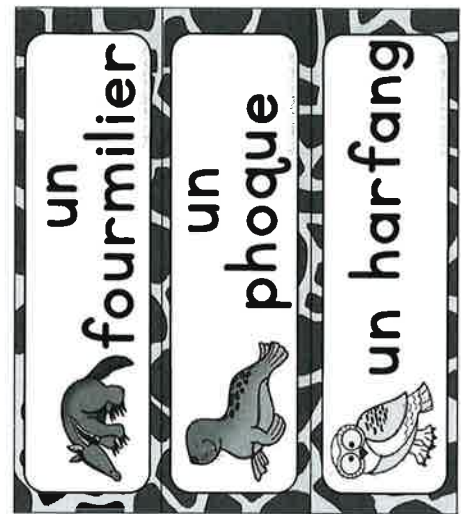

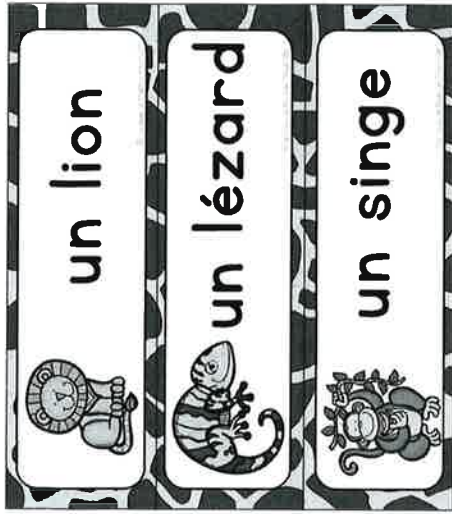
Grade 4 French

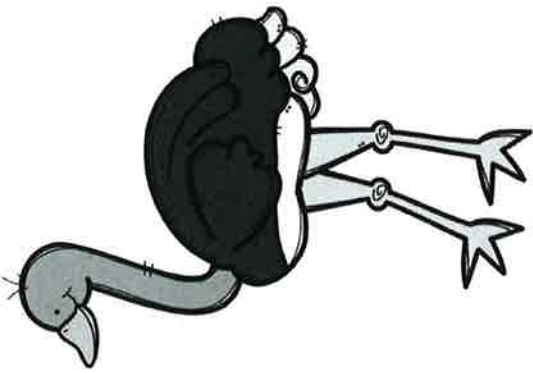
Instructions for the activities in your French package

Activity	Page	Instructions
A1	1	Read through each word on your list out loud and familiarize yourself with the animal vocabulary.
A2	2-3	Please cut out the vocabulary cards and tape them around the house. Find the words on the cards taped around your house and write them in the correct spaces on the second page. Use the letters that are circled to decode the secret word.
A3	4a	Using the picture of the animal, create a texting code using the numbers on the phone. Also write the name of the animal in the space below that.
A4	4b	Find and circle the hidden words in the word search puzzle.
A5	5-6	Cut out the cards for each list of animals. On the next page, write the words from each list in alphabetical order.
A6	7	Cut the images out on the bottom of the page. Paste them into each column based on how many syllables they have.
A7	8	Using any small playing piece you can find, place it at the start (<i>depart</i>) of the board game and roll a die to move your piece forward. In order to stay at a new spot, you must say the animal you have landed on, otherwise move to back to your last spot. Whoever gets to the end (<i>fin</i>) of the board first is the winner.
A8	9-10	Cut out all the picture and boom cards. Shuffle the cards and place them in a pile face down. Take turns pulling a card off the top, if you can say the word you get to keep that card. If you can't say it, place it at the bottom of the pile. Make a special fun rule that happens if you pick a BOOM card. Whoever has the most cards at the end is the winner.
A9	11-12	Cut out the words and pictures and mix them up. Try putting the puzzle pieces back together again.
A10	13-15	Cut out all the scrabble letters and place them in a container. On the following sheets spell the name of each animal by pasting the correct scrabble letters in the blank spaces.
A11	16a	(Optional activity) Pick 6 animals and write them in the left-hand column. In the middle column, write the value of each letter for that word using the scrabble letters on the bottom of the page. Add those values up to find the score for that word in the right-hand column
A12	16b	(Optional activity) Read the phrase at the bottom of each box and draw a picture of it in the space above.


Les animaux

A1






autruche




flamant




paon




lézard



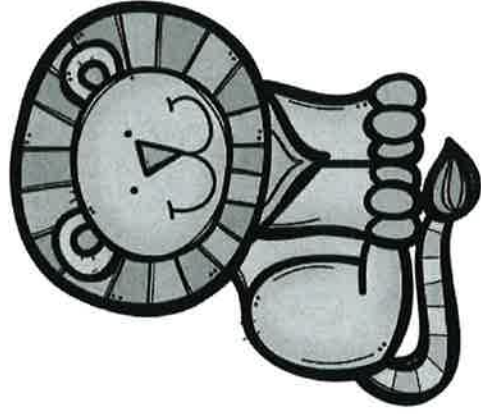
gorille



toucan



singe



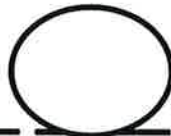
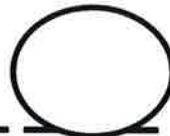



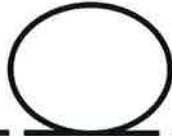
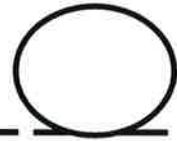
lion

Nom: _____


A2

Le mot secret

Trouve les mots autour de la classe et écris les mots à la bonne place. Utilise les lettres qui sont dans les cercles pour découvrir le mot secret. Dessine le mot secret.



Mon animal préféré est un



Nom: _____
 Écris le code de text pour chaque mot. Puis, écris les mots sur les lignes.




girafe

1	2	3	
4	5	6	
7	8	9	#
*	0		

Le code: _____

Le mot: _____




paon

1	2	3	
4	5	6	
7	8	9	#
*	0		

Le code: _____

Le mot: _____




tigre

1	2	3	
4	5	6	
7	8	9	#
*	0		

Le code: _____

Le mot: _____

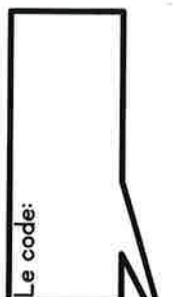


lion

1	2	3	
4	5	6	
7	8	9	#
*	0		

Le code: _____

Le mot: _____



zèbre

1	2	3	
4	5	6	
7	8	9	#
*	0		

Le code: _____

Le mot: _____



singe

1	2	3	
4	5	6	
7	8	9	#
*	0		

Le code: _____

Le mot: _____

A3

Nom: _____

A	S	E	F	A	R	I	G	A	F
A	E	L	E	P	H	A	N	T	H
S	D	K	L	M	P	C	F	S	S
E	R	B	E	Z	P	H	U	R	E
D	A	F	L	A	M	A	N	T	R
A	Z	J	L	K	U	M	O	S	P
D	E	S	I	N	G	E	G	N	E
N	L	H	R	K	O	A	L	A	N
A	G	F	O	G	C	U	P	O	T
P	I	N	G	O	U	I	N	U	Y

zèbre

chameau

paon

flamant


girafe

lézard

panda

singe

gorille



serpent

koala


pingouin

éléphant

A4

A


morse
zèbre
rhinocéros
paon
lion



©La classe de Madame Angel 2016

C

kangourou
panda
girafe
harfang
fourmilier



©La classe de Madame Angel 2016

B


serpent
chameau
perroquet
lézard
alligator



©La classe de Madame Angel 2016

D

autruche
original
toucan
singe
perroquet



A5


©La classe de Madame Angel 2016

Nom: _____

Choisis une carte: Écris les mots en ordre alphabétique.


A

Blank writing area for word A.




B

Blank writing area for word B.



C

Blank writing area for word C.



D

Blank writing area for word D.






ABCDEFGHIJKLMNOPQRSTUVWXYZ


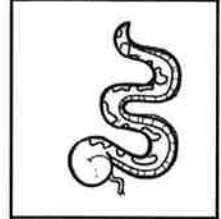


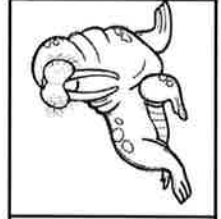

A5


Nom: _____

Découpe les images et classe-les selon le nombre de syllabes.






A large rectangular area divided into three vertical columns, intended for pasting the cut-out images from the right side of the page.





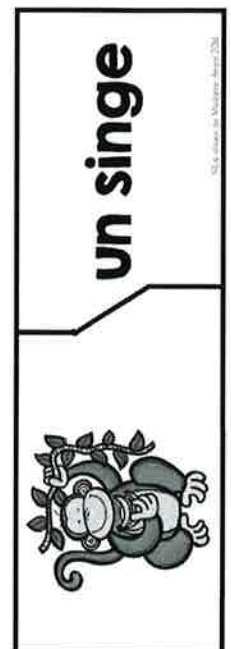
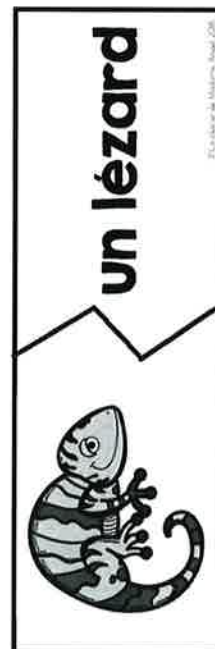
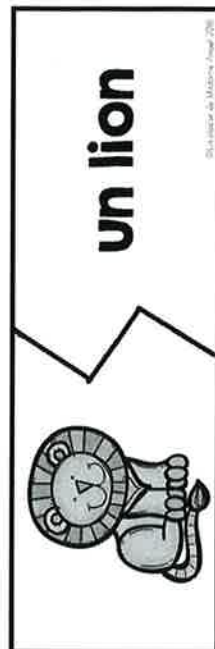
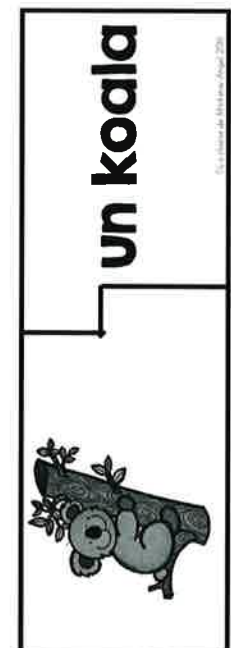


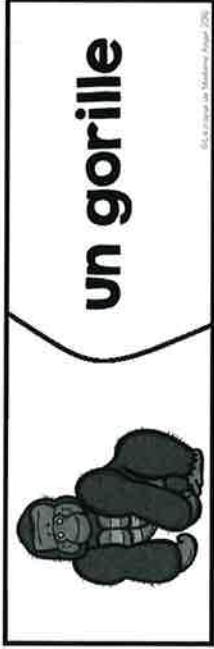

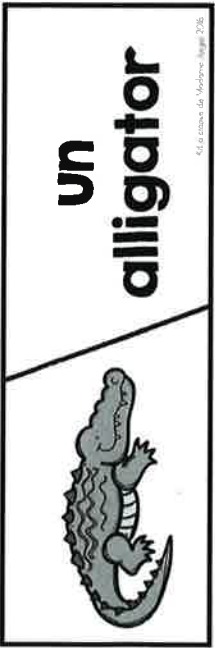


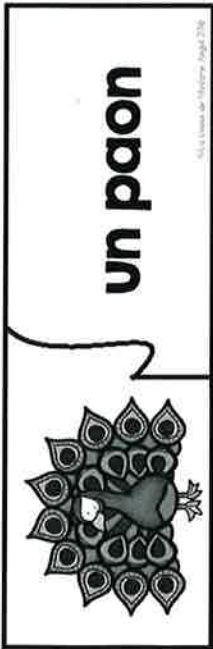
Fin

Départ









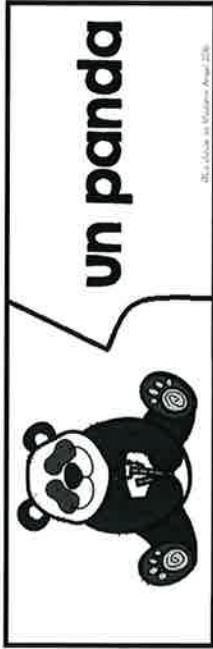
un paon

© La Librairie de Mollat - Août 2016



un pingouin

© La Librairie de Mollat - Août 2016




un panda

© La Librairie de Mollat - Août 2016




un ours polaire

© La Librairie de Mollat - Août 2016



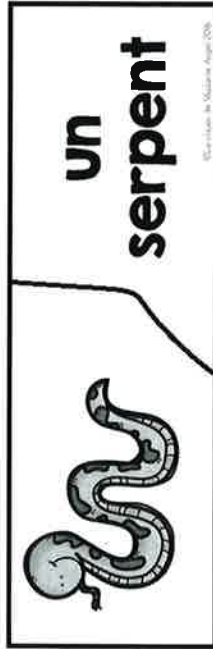
un rhinocéros

© La Librairie de Mollat - Août 2016



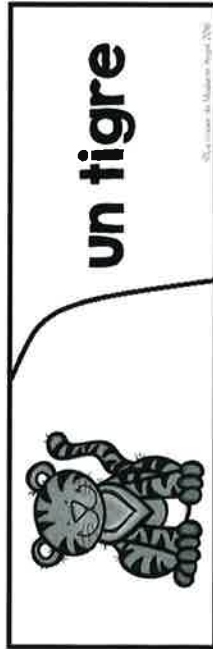
un paresseux

© La Librairie de Mollat - Août 2016



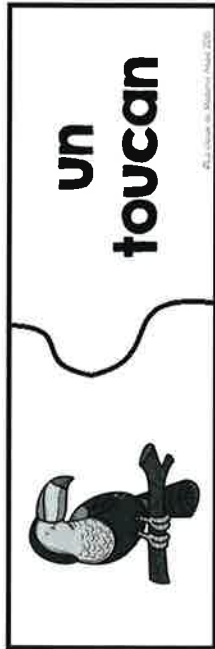
un serpent

© La Librairie de Mollat - Août 2016




un tigre

© La Librairie de Mollat - Août 2016




un toucan

© La Librairie de Mollat - Août 2016



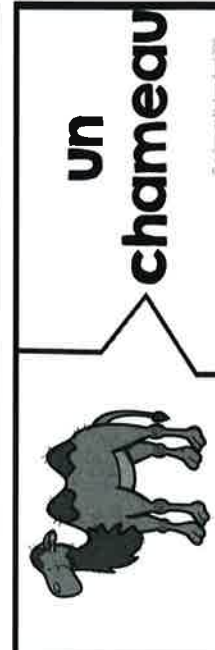
un morse

© La Librairie de Mollat - Août 2016



un zèbre

© La Librairie de Mollat - Août 2016



un chameau


© La Librairie de Mollat - Août 2016

E	E	A	I	N	O	R	T	U	L	G
E	E	A	I	N	O	S	T	U	D	B
E	E	A	I	N	O	S	T	U	D	C
E	E	A	I	N	O	R	S	T	L	M
E	E	A	I	N	O	R	S	T	L	P
E	E	A	I	N	O	R	S	U	L	M
E	E	A	I	N	O	R	S	U	L	P
E	E	A	I	N	O	R	S	U	L	G
E	E	A	I	N	O	R	S	U	L	F

F	H	H	V	V	J	Q	K
W	X	Y	Z				




UN



©La classe de Madame Angeli 2015

A worksheet for the letter 'N'. It features the letters 'U' and 'N' in a grey box. Below them is a row of seven empty boxes for writing. To the right is a cartoon illustration of a gorilla. The entire page is enclosed in a dashed border.


UN



©La classe de Madame Angeli 2015

A worksheet for the letter 'N'. It features the letters 'U' and 'N' in a grey box. Below them is a row of seven empty boxes for writing. To the right is a cartoon illustration of a striped lizard. The entire page is enclosed in a dashed border.


UN



©La classe de Madame Angeli 2015

A worksheet for the letter 'N'. It features the letters 'U' and 'N' in a grey box. Below them is a row of seven empty boxes for writing. To the right is a cartoon illustration of a toucan. The entire page is enclosed in a dashed border.


UN



©La classe de Madame Angeli 2015

A worksheet for the letter 'N'. It features the letters 'U' and 'N' in a grey box. Below them is a row of seven empty boxes for writing. To the right is a cartoon illustration of a cow. The entire page is enclosed in a dashed border.


A10



UN

□ □ □ □ □ □ □ □ □ □


© La classe de Madame Angel 2015



UN

□ □ □ □ □ □ □ □ □ □


© La classe de Madame Angel 2015



UN

□ □ □ □ □ □ □ □ □ □


© La classe de Madame Angel 2015



UN

□ □ □ □ □ □ □ □ □ □


© La classe de Madame Angel 2015



©La classe de Madame Angel 2015

U N

□ □ □ □ □ □ □ □




©La classe de Madame Angel 2015

U N

□ □ □ □ □ □ □ □

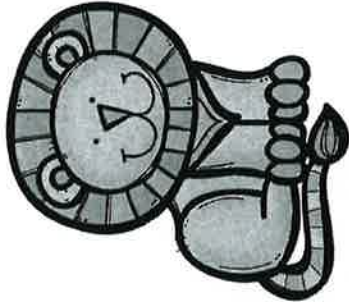
A10



©La classe de Madame Angel 2015

U N

□ □ □ □ □ □ □ □




©La classe de Madame Angel 2015

U N

□ □ □ □ □ □ □ □


AIO



U N

--	--	--	--	--	--	--	--


©La classe de Madame Angeli 2015



U N E

--	--	--	--	--	--	--	--


©La classe de Madame Angeli 2015



U N

--	--	--	--	--	--	--	--

©La classe de Madame Angeli 2015



U N

--	--	--	--	--	--	--	--

©La classe de Madame Angeli 2015

Choisis 6 mots. Trouve la valeur de chaque mot.

Nom: _____

Les mots	La valeur des lettres	La valeur totale
toucan	+ + + 3 + +	8

(A11)

A ₁	B ₃	C ₃	D ₂	E ₁	F ₄	G ₂	H ₄	I ₁	J ₈	K ₅	L ₁	M ₃
N ₁	O ₁	P ₃	Q ₁₀	R ₁	S ₁	T ₁	U ₄	V ₄	W ₄	X ₈	Y ₄	Z ₁₀

Les phrases folles

Nom: _____

Lis les phrases et fais un dessin.

L'ours polaire mange de la pizza.	Le toucan danse avec un paon.
	Le panda joue au baseball avec le serpent.

A12